



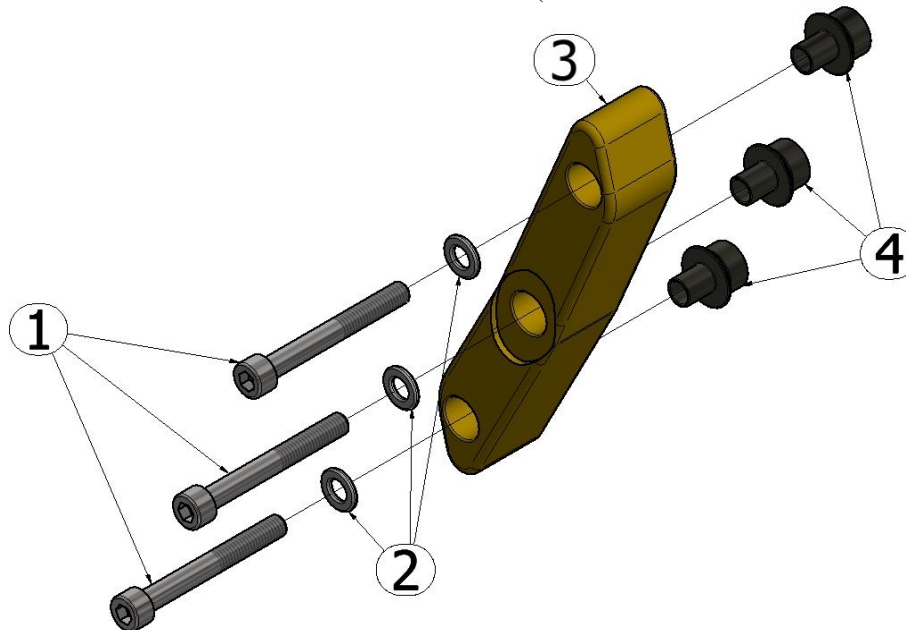
FITTING INSTRUCTIONS FOR ECS0120BK ENGINE CASE SLIDERS
KTM DUKE 125 '17- (RIGHT HAND SIDE ONLY)



THIS KIT CONTAINS THE ITEMS PICTURED AND LABELLED BELOW.
DO NOT PROCEED UNTIL YOU ARE SURE ALL PARTS ARE PRESENT.

Please note that the way the kit is packed does not necessarily represent the way of mounting to the bike.

THE PARTS SHOWN MAY BE REPRESENTATIVE ONLY (FOR CLARITY OF INSTRUCTIONS ONLY).





LEGEND

ITEM 1 = M6 x 50mm LONG CAP HEAD BOLTS (x3).


ITEM 2 = M6 WASHERS (3x).

ITEM 3 = ENGINE CASE SLIDER (ECS0120) (x1).

ITEM 4 = COMP SLEEVE (*PRE-FITTED*) (CS473) (x1).

TOOLS REQUIRED

- Socket set to include 4, 5mm A/F socket & wrench.
 - 8mm spanner or socket & wrench.



Picture 1



Picture 2



Picture 3



FITTING INSTRUCTIONS

Right side (as you sit on bike)

- Remove the four bolts that secure the belly pan in place (as arrowed in picture 1) and remove the belly pan.
- Remove the three M6 bolts as positioned where the slider fits, as shown in picture 2.
- Offer the slider (Item 3) in position.
- Insert the button head bolts (Item 1) with washers (item 2) through the three mounting points as shown in the exploded diagram.
- Tighten evenly to manufactures specified torque.
- Place the bubble sticker in the allocated profile in the slider (as shown in picture 3).
- Re-fit the belly pan as original.

Issue 1 28/07/2017 (HH)

Digital copies of these instructions are available to download from www.rg-racing.com

CONSUMER NOTICE

The catalogue description and any exhibition of samples are only broad indications of the Products and R&G may make design changes which do not diminish their performance or visual appeal and supplying them in such state shall conform to the order. The Buyer acknowledges no representation or warranty (other than as to title) has been given or will apply to the Products other than those in R&G's order or confirmation and the Buyer confirms it has chosen the Products as being of merchantable quality and suitable for its particular purposes. Where R&G fits the Products or undertakes other services it shall exercise reasonable skill and care and rectify any fault free of charge unless the workmanship has been disturbed. The Buyer is responsible for ensuring that the warranty on the motorcycle is not affected by the fitting of the Products. On return of any defective Products R&G shall at its option either supply a replacement or refund the purchase money but shall not be liable if the Products have been modified or used or maintained otherwise than in accordance with R&G's or manufacturer's instructions and good engineering practice or if the defect arises from accident or neglect. Other than identified above and subject to R&G not limiting its liability for causing death and personal injury, it shall not be liable for indirect or consequential loss and otherwise its liability shall be limited to the amounts paid by the Buyer for the Products or the fitting or service concerned. These terms do not affect the Buyer's statutory rights.

R&G RACING RETURNS POLICY (NON-FAULTY GOODS)

Returns must be pre-authorized (if not pre-authorized the return will be rejected). Goods may only be returned direct to us if they were purchased direct from us (customer must prove if necessary). Otherwise to be returned to original vendor. Goods must be in re-sellable condition, in the opinion of R&G Racing. All returns are subject to a 25% restocking and handling fee (25% of the gross value exc. P&P – at the prevailing price at time of purchase). The customer must pay any and all carriage charges. No returns of discontinued products, unless within 14 days of purchase. This policy does not affect your statutory rights and does not refer to faulty goods.



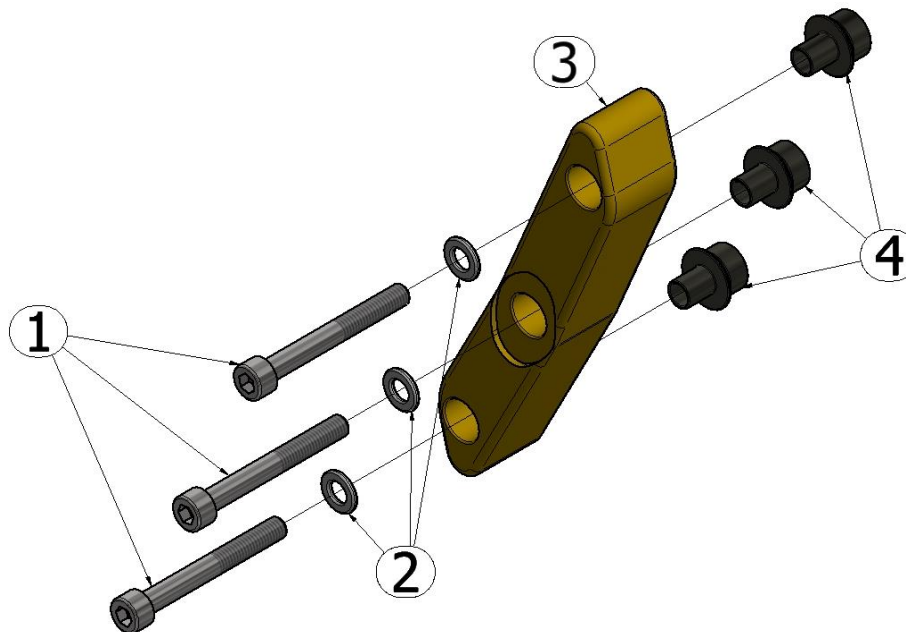
**NOTICE DE MONTAGE POUR ECS0120BK SLIDERS DE CARTER MOTEUR
KTM DUKE 125 '17- (RIGHT HAND SIDE ONLY)**



**Le kit contient les articles exposés ci-dessous, vérifier que toutes les pièces soient présentes
avant de procéder au montage.**

**La façon dont le kit est emballé ne correspond pas forcément à la façon de monter les pièces
sur la moto.**

**LES PARTIES PRESENTÉES PEUVENT ÊTRE UNIQUEMENT REPRESENTATIVES
(POUR LA CLARTE DES INSTRUCTIONS UNIQUEMENT).**



R&G Racing

Unit 1, Shelley's Lane, East Worldham, Alton, Hampshire, GU34 3AQ

Tel: +44 (0)1420 89007 Fax: +44 (0)1420 87301 www.rg-racing.com Email: info@rg-racing.com



LÉGENDE

ARTICLE 1 = M6 x 50mm BOULONS (x3).

ARTICLE 2 = M6 RONDELLES (3x).

ARTICLE 3 = SLIDER DE CARTER MOTEUR (ECS0120) (x1).

ARTICLE 4 = MANCHON (*PRÉ MONTÉ*) (CS473) (x1).

OUTILS REQUIS

- Clé à cliquet + douilles de 4 et 5mm.
- Clé à molette 8mm




Photo 1



Photo 2



Photo 3



NOTICE DE MONTAGE :

Côté droit (lorsqu'on est assis sur la moto)

- Enlever les 4 boulons qui fixent le ventre en place (voir photo 1) puis enlevez le ventre de carénage.
- Enlever les 3 boulons M6 à l'endroit où le slider se positionne, voir photo 2.
- Placer le slider (Article 3) in position.
- Insérez les boulons (Article 1) avec rondelles (article 2) dans les 3 points de fixation, voir le schéma.
- Serrer selon les valeurs de serrage recommandées.
- Placer le sticker en caoutchouc dans le profil correspondant du slider (voir photo 3).
- Remonter le ventre de carénage comme à l'origine.

Issue 1 28/07/2017 (HH)

Notice disponible au téléchargement sur www.rg-racing.com

CONSUMER NOTICE

The catalogue description and any exhibition of samples are only broad indications of the Products and R&G may make design changes which do not diminish their performance or visual appeal and supplying them in such state shall conform to the order. The Buyer acknowledges no representation or warranty (other than as to title) has been given or will apply to the Products other than those in R&G's order or confirmation and the Buyer confirms it has chosen the Products as being of merchantable quality and suitable for its particular purposes. Where R&G fits the Products or undertakes other services it shall exercise reasonable skill and care and rectify any fault free of charge unless the workmanship has been disturbed. The Buyer is responsible for ensuring that the warranty on the motorcycle is not affected by the fitting of the Products. On return of any defective Products R&G shall at its option either supply a replacement or refund the purchase money but shall not be liable if the Products have been modified or used or maintained otherwise than in accordance with R&G's or manufacturer's instructions and good engineering practice or if the defect arises from accident or neglect. Other than identified above and subject to R&G not limiting its liability for causing death and personal injury, it shall not be liable for indirect or consequential loss and otherwise its liability shall be limited to the amounts paid by the Buyer for the Products or the fitting or service concerned. These terms do not affect the Buyer's statutory rights.

R&G RACING RETURNS POLICY (NON-FAULTY GOODS)

Returns must be pre-authorized (if not pre-authorized the return will be rejected). Goods may only be returned direct to us if they were purchased direct from us (customer must prove if necessary). Otherwise to be returned to original vendor. Goods must be in resellable condition, in the opinion of R&G Racing. All returns are subject to a 25% restocking and handling fee (25% of the gross value exc. P&P – at the prevailing price at time of purchase). The customer must pay any and all carriage charges. No returns of discontinued products, unless within 14 days of purchase. This policy does not affect your statutory rights and does not refer to faulty goods.

R&G Racing

Unit 1, Shelley's Lane, East Worldham, Alton, Hampshire, GU34 3AQ

Tel: +44 (0)1420 89007 Fax: +44 (0)1420 87301 www.rg-racing.com Email: info@rg-racing.com